



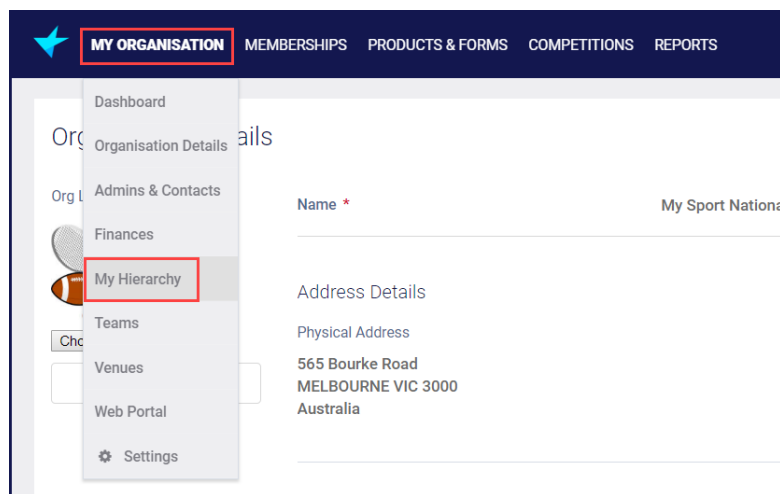
How do I allow clubs in my hierarchy to play in more than one associations competitions?

Last Modified on 07/10/2019 12:15 pm AEDT

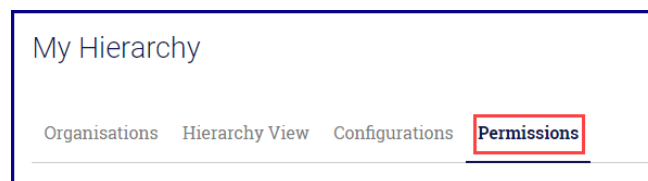
You may have clubs within your hierarchy that want to play in the competitions setup by other associations or leagues.

To allow this to happen, you need to give them permission.

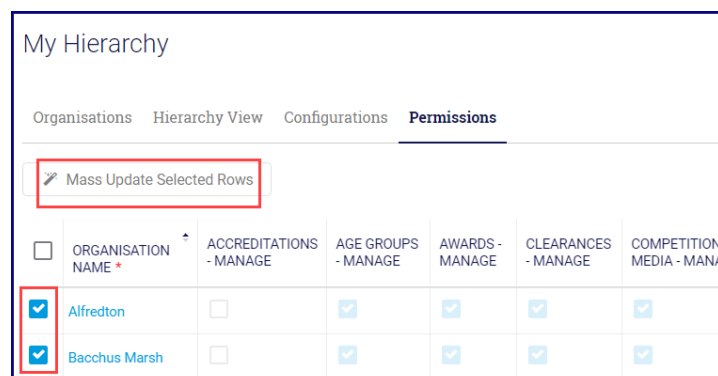
Hover over **My Organisation** and select **My Hierarchy**.



Click the **Permissions** tab.



Tick the box in front of the name(s) of the club(s) to which you want to give permission. Click **Mass Update Selected Rows**.



From the Mass Update box, scroll until you find **Cross Organisation Sharing** and tick the box. Then click **Apply**.

Mass Update Selected Rows

Cross Organisation Sharing

☒

Discount Codes - Manage

☐

Duplicate Members - Manage

☐

Email Letterheads - Manage

☐

Email Templates - Manage

☐

Fixture Templates - Manage

☐

☐

Apply

Cancel

You have now given the club(s) permission.

Related Articles
