

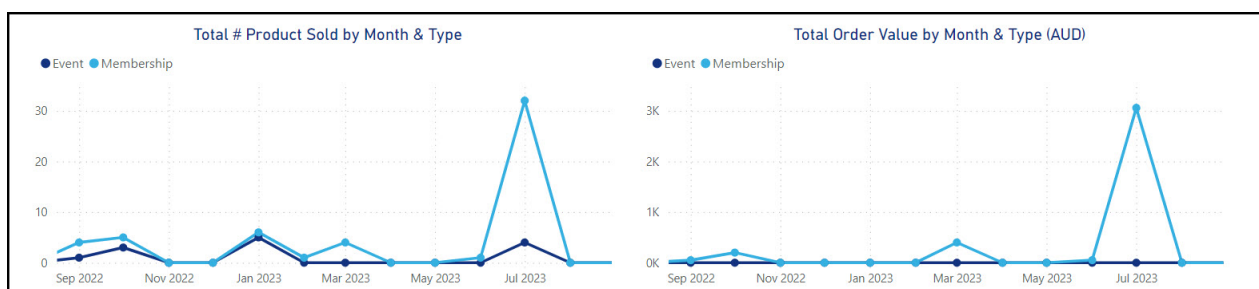


Organisation Dashboard | Overview

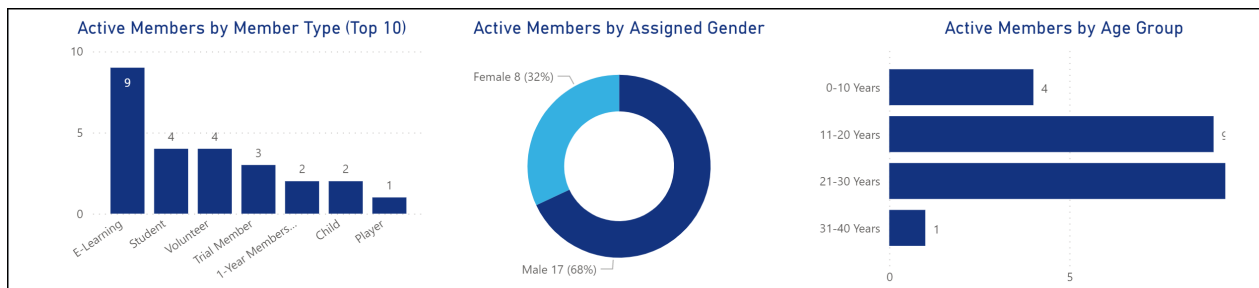
Last Modified on 31/10/2023 3:01 pm AEDT

The first page you will see once you are logged into your organisation is an **Organisation Dashboard** that shows various visual data insights related to your active members, including:

- **Total Number of Products Sold by Month & Type**
- **Total Order Value by Month & Type**

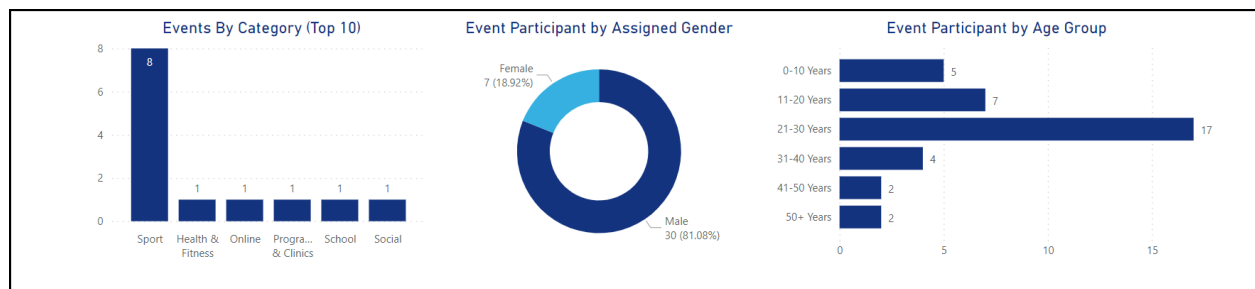


- **Active Members by Member Type**
- **Active Members by Gender**
- **Active Members by Age Group**



If your organisation also has the events module enabled, this will also display three categories for event data;

- **Events by Category**
- **Event Participants by Assigned Gender**
- **Event Participant by Age Group**



Visual insight reports can also be filtered by clicking on any element of the Dashboard:

Your browser does not support HTML5 video.

The **Organisation Dashboard** also shows summary data including:

- **Current Year Products Sold:** The total number of your organisation's (or hierarchy's) Products that have been purchased in the current year.
- **Current Year Paid Orders:** The total number of Orders that have been processed in your organisation or hierarchy in the current year.
- **Current Year Transaction Amount:** The total value of paid transactions that has been processed to your organisation or hierarchy in the current year.
- **Total Active Members:** The total number of members with active registrations in your organisation or hierarchy.
- **Total Event Participants:** The total number of registered event participants in your organisation.

Current Year Products Sold Period: Jul 2022 - Jun 2023	Current Year Paid Orders Period: Jul 2022 - Jun 2023	Current Year Transaction Amount Period: Jul 2022 - Jun 2023	Total Active Members	Total Event Participants
41	39	\$776	25	37

Note: All values are calculated based on your organisation's **Financial Year Start** setting. This can be found in *My Organisation > Organisation Details > Financial Year Start*.

E.g. If your Financial Year Start is set to August, Organisation Dashboard values will include data from 1 August to 31 July of the following year.

Related Articles